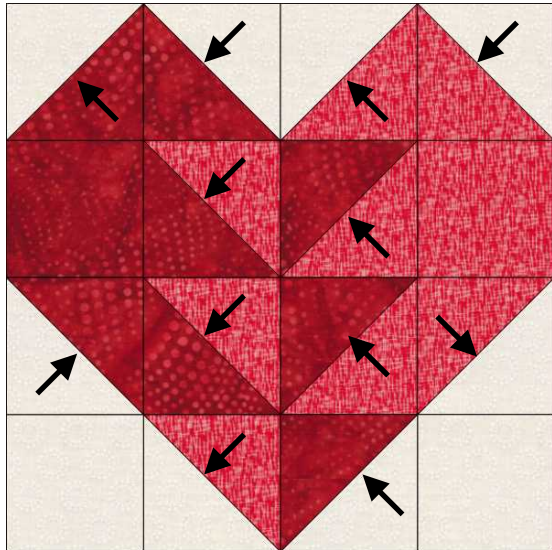



February 2023 BOM


Spilt Heart



Color A
Dk Reds/Pinks



Background
Off White



Color B
Md Reds/Pinks

Use Dark reds/pinks, off white and medium reds/pinks. Prints or solids are acceptable.

Cutting Instructions:

Cut 4 4"x4" Background



Cut 4 4"x4" Each Color A and B

Cut 2 3.5"x3.5" Background


Cut 1 3.5"x3.5" Each of Color A and B

Block Instructions:

Mark a diagonal line on the back of the 4"x4" Backgrounds and the back of 2 of the 4"x4" Color B. Sew on BOTH sides of the line using a SCANT 1/4" seam. Cut along the drawn line and press to Color A. Press in the direction of the arrows. This will help the patches nest together and avoid bulk at the seam intersections.



Take 4 background squares, match them right sides together with 2 Color A and 2 Color B to make 8 HSTs. Repeat with the remaining Color A and Color B blocks to make 4 HSTs



You will have 4 patches of 1, 4 patches of 2, and 4 patches of 3
Using the Image at top, arrange your HSTs and Square patches to complete your block.