



Disappearing Nine Patch

Instructions: (for 12.5 inch unfinished block)

First, we'll make the nine patch:




Cut (4) - 4 $\frac{3}{4}$ " square blocks in a white or white on white print



Cut (one each) - 4 $\frac{3}{4}$ inch square block of red, purple, teal/turquoise, light green and dark green

Sew together as shown below. Press seams away from the white.



Cut your nine patch both ways down the middle. (I estimated and it turned out great, but if you are a stickler for perfection, cut it at 6 $\frac{5}{8}$)

Square each section to 6.5", cutting on the outside larger block.

Turn the green squares to the inside and sew.

Your block should measure 12.5" square.