

Woven Star

A 10.5" Unfinished Block Tessellating Star pattern. Please use Gray (A), Red (B) and White (B), and Black (C) for your stars.

Cut:

Color A: 4 units 3"x3"

Color B: 2 units EACH of red and white 3.5"x3.5"

Color C: 4 units 3"x5.5"

Construction:

Sew HSTs from Color B
trim HSTs to 3"

Fig 1




Fig 1
Use no waste
method for HSTs
Sew on BOTH
sides of the
diagonal line

Sew A to B/B
make 4 units

Fig 2





Fig 2

Sew A/B/B to C
make 4 units

Fig 3





Fig 3

Take 4 units and tessellate them to create the Woven Star

