

Envelope Purse

Materials: *In addition to sewing machine, thread, scissors, etc.*

Quilted and bound **square** measuring between 18 and 26 inches, depending on size desired (make a regular quilt "sandwich" with front, batting and backing, quilt and bind as usual)

2 ¾ inch wide X width of fabric strip for purse strap, or substitute 1 ¼ yd of cord or braid

2 inch X 40 inch strip of fusible fleece for strap

2 buttons 1 ¼- 1 ½ inch diameter

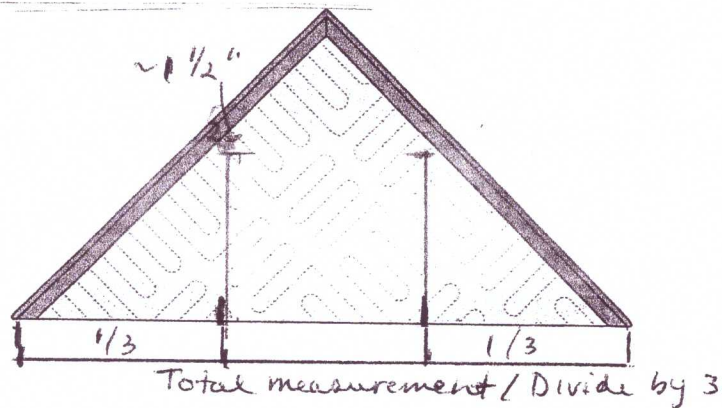
2 Matching covered rubber bands (hair ties)

Matching thread, hand sewing needle


Magnetic snap, Velcro, or other closure (can be added later)

Assembling Purse body:


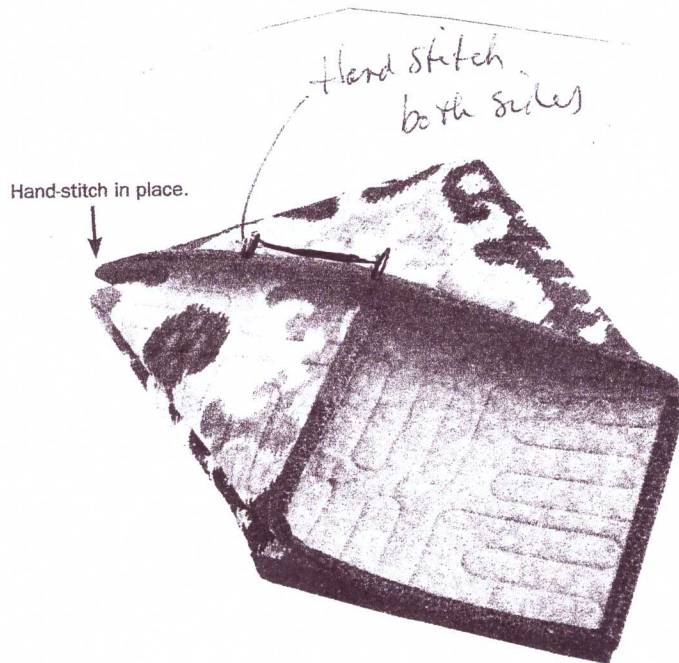
Fold quilted and bound square in half diagonally with the main print (or right side) to the inside to make a triangle. Measure the folded edge from point to point and divide by 3. Measure that distance from each point and mark. Draw a perpendicular line from mark to about 1-1 ½ inch from bound edge. Stitch on marked line, backstitching at each end.



Open out one side triangle and turn point of triangle over center of purse body. Tack point to bottom corner by hand. Repeat with other side.



Hand-stitch about 3-4 inches where triangles overlap to secure outside pockets.



Position folded ponytail elastic on lining side of point on each pocket flap and stitch in place.

Determine position for each button, and sew in place through both layers of purse pockets.

Purse strap:

Use 2 ¼ inch wide strip of fabric and 2" wide strip of fusible fleece. Fuse fleece on wrong side of fabric centering so there is a generous ¼ inch of fabric on each side of fleece along long edges. Press under ¼ inch along one long edge. Fold raw edge toward center back so it overlaps the center of the strap and press. Then press folded edge to center, covering raw edge. Stitch along center along folded edge. Topstitch along both long edges.

If using braid or cord, tie knot at each end.

Open out side seams of purse and stitch strap or cord in place, either by hand or machine as desired.

Use snap, Velcro or magnetic closure to secure the top center pocket if desired.