

Mudsock Messenger

Now on the web at www.mudsockquiltersguild.org

Mudsock Quilters Guild

From the President's Pen

Winding Down and Gearing Up

September 1, 2013

I know summer is coming to a close as I watch the industrious goldfinches busy themselves with the seeds in my backyard sunflowers. But Mother Nature has tried to fool us into thinking it is mid-July! HOT, HUMID and DRY!!!

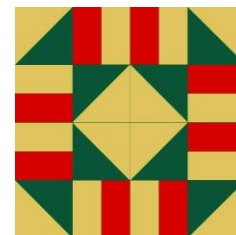
With this summer heat wave you can find me in my sewing room --- finally. I am sorting through my huge stash of fabric, patterns and tools trying to thin out the duplicates," WWIT's" (What Was I Thinking) and the" Been There Done That" collection. I have a bag to toss them into for our September Yard Sale out back at Always In Stitches. It will be on Saturday, September 14. Bring your donations to our September 9 Mudsock meeting.

I am also busy finishing two quilts. I have machine sewed the bindings to the quilts and look forward to some quiet time hand sewing the folded edge down. I always enjoy this final step since I get to study my quilt bit by bit as I go around the whole piece. This time I made my binding and used "The Binding Tool" from TQM Products to make the final joint meet perfectly on the diagonal. I think there are some gaps in the directions, but I did make it work on both quilts. I purchased it at Quilt Expressions – so glad to be able to run over and find one there.

My final step with both of these projects is to make hanging sleeves and labels. I plan to piece together a fabric strip from the fabrics used in the quilt. It is both necessary and fun. There doesn't seem to be enough of any one fabric to make the sleeve and, well, muslin is so boring! A week or so ago I went to the August Piecing Group meeting at Always In Stitches. We had our own room and a wonderful afternoon of sewing, visiting and making new acquaintances. We were even given our own little goody bags! And let's not forget it was a chance to look around at all the wonderful fabric out in the showroom. I'm looking forward to more sewing time as this heat continues. I need to prioritize since I have about a dozen projects calling to me. I am going to try to finish a UFO before I start anything new. Do you think my Nook Covers count as a UFO? They have been on my list since last Fall and I've bought the fusibles but never cut anything out! I guess a little soul searching will be called for on them.

Stay cool and sewing,

Marion



September 2013
Volume 3, Issue 9

Inside this issue:

President's Pen	1
Mark Your Calendars	2
What you Missed	2
Riley Project	3
BOM & Ads	4

Mark Your Calendars – Important Upcoming Events

Next Meeting – September 9th 9:30AM – Fishers UMC

September is the beginning of a new school year and a time for learning something new. What have you learned lately? Please bring your favorite quilting book, a new technique or favorite tool and share with us what you have learned recently or plan to learn.

Apply that same idea to your show and tell for this month.

Don't forget to bring any quilting, sewing, knitting or craft material to donate for the yard sale that will be on Sept 14th. JoAnne Fishburn and Debbie Cobb will helping with that fund raising event.

NO LIBRARY MEETING ROOM THIS MONTH! SEE YOU IN OCTOBER!

Sept 14 – From 10AM til 3PM. Tag sale at Always In Stitches. Rain date is the following Saturday. Donations are needed, especially books and yarn. This is a fund raiser for MGQ.

Sept 23rd – 1 PM to 4PM - Wool Applique group will meet at Marion Newell's home, 14132 Short Stone Place, near Olio Rd and 96th St.

October 14 Guild Meeting Program: Connie Lancaster will be back again to help us get our sewing rooms in order! It will soon be Autumn, bring a quilt to reflect that, for show and tell. Join us after the meeting at the Fishers Public Library. Bring a project to work on and enjoy the chatter! We always have such a good time.

November 11 Guild Meeting: Susan Cook will be sharing machine quilting information with us. November means chilly weather will be here soon. For show and tell bring a quilt that warms you, either physically or emotionally. See you at the library after the meeting.

Here's What You Missed at the Last Meeting!

Twenty one ladies were present and a new member was added to our roster!

Selena Krajewski talked about the quilt project for the neo-natal unit at Riley Hospital. She has written a limerick to remind us of the need and of the specifications for the baby quilts. It is included later in this newsletter.

The nominating committee for new officers has not met yet but Marion reminded us of what each position entails.

Pat Adams introduced Heather Givens and David Barnhouse from Crimson Tate.

History of the store: Heather has always been creative. David was one of her students in an art class. She learned to quilt at Quilt Camp at Camp Tecumseh. Modern quilting uses the traditional blocks and techniques. Crimson Tate carries Amy Butler fabrics and Japanese fabric, new designer Cory Dantine, and Liberty of London.

She showed quilts. She talked about labels and how important they are. The name of the shop comes from her love of color, Crimson, and love of modern, Tate (museum in London).

Several people told about their fun experiences at the store and in classes. Their website is

A Motivational Poem by Selena Krajewski

There was a nice lady from Fishers,
Who wanted to make a difference.
She looked through her scraps
From quilts of her past
And decided to be a well-wisher.

She wanted to give to the Riley NICU
Through the Mudsock Quilt Guild she belonged to.
She threaded her needle
And got gleeful
As she thought of all she could do!

What size to I make, and these colors, OH MY!
She was perplexed and started to sigh.
She realized she could
Do some real good
If only she'd give it a try.

She looked at the suggested sized they want
As she nibbled on her warm chocolate croissant.
45" by 60", she read on the sheet
Or 72" by 80", when complete
And she decided it didn't have to be elegant.



Smaller sizes are taken with happiness and glee
And she once again felt creatively free.
She made a cut here
And she stitched a bit there,
And those walking by heard her scream Yippee!

There are two rules that cannot be forgotten
Or the staff of the NICU will be downtrodden.
First rule to follow,
And an easy one to swallow
All material must be 100% cotton.

The second rule that we cannot forget
Is another one that shouldn't cause fret.
All sewing is done by machine
And it doesn't have to be pristine.
Then the sooner you can say "It's all set!"

The drop off date will be Valentine's Day
Remember, that's only 6 months away.
So get stitching now
Then you can take your bow
And think of the happiness you gave a child in this way.

Thank you, Selena Krajewski



Show and Tell: Suzie Wetzel showed a small quilt.

Marion's granddaughters, Zoey and Sadie, showed their pictures and a block that Zoe had designed. Marion showed an old quilt she washed with Biz. It had been gray.

Alex Krajewski showed his drawing.

Judy Dunnigan showed her churn dash quilt.

Karen Burkett showed a panel that she had embellished. And a doily on velvet and a doily on wool wall hangings.

Sue White made some throws for the VA hospital. She has flannel to be put together if someone is willing to take it and do it.

Lynn Hupp showed some antique quilts she had found.

Judy Dunnigan's daughter wants to spin. Anyone know of anyone who does it?

Sue Johnson told us about an Amish auction of quilts in southern Indiana. She has information; call her.



Quilt Expressions Quilt Shop – “Sew Modern”

Business Hours: NOW OPEN Monday – Friday 10–6 & Saturday 10-3

12514 Reynolds Drive, Fishers, IN 46038

QuiltExpressionslh@gmail.com

Sept Birthdays:

Georgie Flynn 9/1

Lynn Hupp 9/9

Nancy Joseph 9/25

Marion Newell 9/23

Bev Petru 9/24 *

Laura Phares 9/18

Carol Rankin 9/24 *

Jacquie Reed 9/16

***Not twins!**

BOM Swap List

Be sure to have the packet of fabric with your name and name of recipient. And when it is turned in, it needs to have the person's name.

Block of the Month Swap was Judy Dunnigan's idea (a new idea to many of us) and it began in January 2012— We look forward to each month to see that the new pattern will be—how hard it will be to put together and what new tricks we will learn.

The list is not in alphabetical order—but order of sign up. See list below of who is participating!

January 2013 Judy Elwartowski

February 2013 Barbara Street

March 2013 Pat Adams

April 2013 Lynn Hupp

May 2013 Kathy Astrike

June 2013 Judy Dunnigan

July 2013 Debbie Cobb

August 2013 Elizabeth Meek

September 2013 Sue Johnson

October 2013 Kathy Zook

November 2013 Stephanie Coy-Lykes

December 2013 Joanne Fishburn

Don't forget the Block of the Month Swap takes place **after the meeting!**

Newsletter Editor

Bev Petru

5309 Gray Eagle Ct,

Carmel 46033

569-8064

The new main guild email is

mudsockquiltguild@gmail.com. However, I prefer that guild members use my personal email to contact me with newsletter issues.