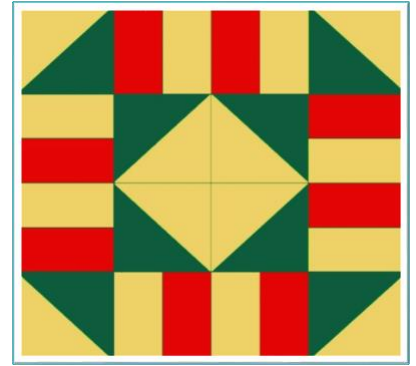


Mudsock Messenger

Meetings: 2nd Monday of each month

Fishers United Methodist Church

[Website] mudsockquiltersguild.org



AUGUST 2015
Volume 5. Issue 8

We also meet at the Fishers Public Library after most Guild Meetings for a “Sew and Chat” session. Go out to lunch at a local restaurant or bring a sack lunch to the library.

AUGUST BIRTHDAYS

Happy B-Day to:
01 Pat Spudich
04 Judy Dunnigan
05 Linda Keller
09 Fran Andrews
19 Lois LaVine
25 Debbie Feltz
29 Debbie Cobb

From the President's Pen

Our Mudsock Quilters Guild has grown to 68 members! How awesome!!! It is so exciting to see such growth! I know I am a bit biased because some of my favorite people are quilters, but I think there is just something extra special about quilters – they are such giving people. I see it in our meetings, I see it when we gather together at the library, I see it in my Quilting 101 class, I see it in any fabric store I go into, and I see it all over the web. In a world in which we are bombarded with the message of taking care of number one first, it is so refreshing to see quilters giving so freely of themselves – their time, ideas, energy, talent and even their fabric!!! This week, following our 101 class, I was so touched watching several of the class members helping a fellow classmate who is a first time quilter, select material to coordinate with the beautiful sampler blocks she has made for our class project. The staff and even other shoppers got involved in the process – all the ladies did not think twice about sharing their time and experience to encourage a newbie – it was delightful to witness, and it is a common scene wherever two or more quilters are gathered. I am proud to be a part of such a society.

We have an awesome program scheduled for August, and I hope we pack that room at the Fishers Library! Please be

considering serving on the Board or on a committee in 2016 – in just a few months we will be seeking several individuals, to step up and volunteer to help keep our guild moving forward. Also, remember that we would like to have a fashion show during our December pitch in – I know December seems like a long time away, but it will be here before we know it! Vintage creations are as welcome as new ones! Keep in mind that wearable fashion includes bags, totes, skirts, jackets, wallets, vests- just about anything that does not lie on a bed, baby or table, or hang on the wall.

I hope you all are enjoying the summer that we are getting between the storms! I look forward to seeing you all at the Fishers Library for our August meeting!

Joanne

Mudsock QG ALERT!!!

August Speaker has Canceled

Come sit and sew with us at our **August 10th meeting**. Since our speaker has canceled our program and workshop 9 days prior to our meeting, **why not turn a "negative" into a "positive"**. Join us to work on charity projects for Riley Children's Hospital. We will be meeting at the Fishers Library. Please be prepared to work on a child's quilt or a child's pillowcase. Remember the fabric must be all cotton.

Please take time to look at a pillowcase pattern on line <http://www.seasonedhomemaker.com/pillowcase-tutorial-burrito-style/>. We will have some written instructions at the meeting as well.

If you have a project in progress, you may want to bring that and share with us your creativity and talents. For the past year I have been wanting to make a quilt for Riley, here is my opportunity. If you are not into a charity project at this time, bring one of your unfinished challenges and devote this day to some productive time with your quilting friends.

September 14th Mudsock Program

September meeting "**Stack and Slash**" will be led by Diane Peterson and Kathy Jensen. We will meet again at the Fishers Library. You will need the following: 6 different fabrics (2 fat quarters of each fabric or 1/2 yard of each fabric). Batik fabrics are a good choice. These will be cut into 14" squares. You will also need a contrasting fabric for sashing (1 yard). This method makes 12 squares. Borders can be added later. Plan to bring your cutting materials, sewing machine, extension cord, and iron (perhaps share with a partner). You should be able to complete the first 6 blocks in the morning and if you plan to stay for the afternoon, you may be able to complete the quilt top in the afternoon. Happy shopping or use up some of your stash. Any questions contact Diane Peterson (317) 550-9080.

WELCOME TO NEW MEMBERS!!

Diane Chandler
Leslie Cox
Wanda Feder
Joann Glover

Linda Keller
Mari Langowski
Christine Moore
Judith Weaver

Mark Your Calendars!! Upcoming Mudsock Events

August 10 Next Guild Meeting, 9:30 – 11:30 am; at Fishers Public Library (continues until 4:00)
August 17 Piecers Group, 1:00 – 4:00 pm, Always in Stitches, Marsha Baer, 407-9711, contact
August 20 Quilting 101, 12:30 – 3:30 pm, Always in Stiches, Joanne Fishburn, contact
August 25 Handwork Group, 1:00 – 4:00 pm, Always in Stitches, Pat Adams, 490-1155, contact
Sept 14 Guild Meeting, 9:30 – 11:30 am, "Stash & Slash"; at Fishers Public Library

Remember: It is not a mistake---It's a design element!

Indiana Quilting Events 2015

June 13 – October 4: 19 Stars: Quilts of Indiana’s Present and Past

19 historic and 19 contemporary star-themed quilts are on display at the Indiana State Museum in honor of Indiana’s bicentennial year in 2016. General Admission \$13, Seniors \$12 (1/2 price on 1st Tues/Month).

September 19-20 (Sat 9-5pm, Sun 11-4pm)

Harvest of Quilts XI Show – QUILT TREK The Next Generation

The Vanderburgh 4-H Center Auditorium

201 E Boonville-New Harmony Rd, Evansville, IN 47725

Hundreds of quilts will be on display along with vendors for shopping, tickets can be purchased at the door for \$6. Sponsored by Raintree Quilters Guild, Inc.

October 23-24

Quilter's Guild of Indianapolis Quilt Show

Westfield Middle School

US 31 N & 181st Street

Westfield, IN 46074

October 9-11 (Fri, Sat 10-5, Sun 10-3)

Brown County Historical Society QUILT SHOW

90 East Gould Street, Nashville, Indiana


Over 100 quilts, spinning & weaving demonstrations, lunch cafe & homemade pies, music & antique quilts, vendors.

.....

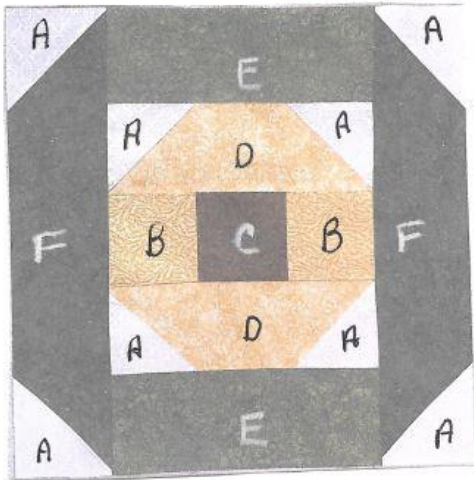
Block of the Month

Each month a pattern and color scheme will be provided and ANYONE who wants to participate will have a chance to take home all the blocks! You can bring blocks any month, no advance sign up is required. **Please pin your name on your block** and place it on the design wall when you arrive at the meeting. We will use this pinned note for the drawing to determine the winner of ALL the blocks.

BOM can now be found listed on our website: mudsockquiltersguild.org Check anytime you want to know what is coming up.



Mudsock BOM for August is a variation on a Sunflower block.



Fabric "A" (White) 8 - 3" squares

Fabric "B" (Bright Yellow) 2 - 3" squares

Fabric "C" (Med or Dark Brown) 1 - 3" square

Fabric "D" (Bright Yellow) 2 - 8" x 3" rectangles

Fabric "E" (Med or Dark Green) 2 - 8" x 3" rectangles

Fabric "F" (Med or Dark Green) 2 - 13" x 3" rectangles

Accurate 1/4" seam allowance is required to get the final block size of 13".

- 1) Start in the center and sew "B" to "C", then "C" to "B". Press to dark side.
- 2) Place Fabric "A" squares on both ends of the "D" pieces. Match corners and pin, then draw a diagonal line, (it will be your sewing line). ***Make sure to view the diagram for correct placement of diagonal lines.*** After checking to make sure they are sewn at the correct angle, press the white corner out. Then cut off the excess white and yellow on both ends of the back of the "D" pieces.
- 3) Sew both "A D A" strips sets to "B C B" strip set. Press.
- 4) Sew "E" strips to top and bottom of block. Press.
- 5) Place Fabric "A" squares on both ends of your "F" pieces. Match corners and pin, then draw a diagonal line, (it will be your sewing line). ***Make sure to view the diagram for correct placement of diagonal lines.*** After checking to make sure they are sewn at the correct angle, press the white corner out. Then cut off the excess white and green on both ends of the back of the "F" pieces. Sew them to the sides of the block. Press block.

REMINDERS:

Bring your donations for the 2016 Tag Sale. (Members can purchase before we offer at the sale).

Please bring items for the Church's food pantry.

Wear your name tag to every guild meeting.

Bad Weather Policy

If Hamilton Southeastern Schools are CLOSED due to weather – NO MQG Meeting

If Hamilton Southeastern Schools are DELAYED – Meeting as Scheduled



Quilt Expressions Quilt Shop – "Sew Modern"

Business Hours: NOW OPEN Monday - Friday 10–5, Saturday 10-3 Bring this ad for 20% off 1 non-sale notion, book, fabric (1 yd+) Note: 1 coupon per customer, per day, w/additional purchase please. 12514 Reynolds Drive, Fishers, IN 46038 QuiltExpressionslh@gmail.com

Advertisements for \$10 per month, MQG will publish ads for those who desire. Checks can be made out to Joanne Fishburn. You can mail or email your ad to me, the Editor, Lissa Shanahan.

Lissa Shanahan, editor

lissa.shanahan@gmail.com

317-747-7230 or 317-670-9336