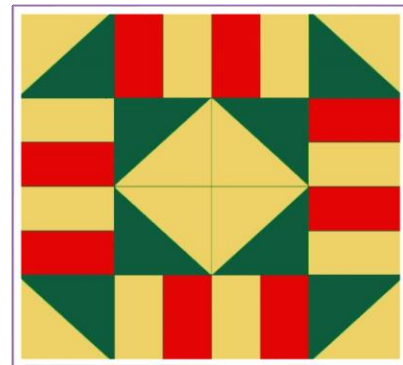


Mudsock Messenger



Meetings: 2nd Monday of each month

Fishers United Methodist Church

[Website] mudsockquiltersguild.org

From the President's Pen

I am writing this *From the President's Pen* from a lovely log cabin in southern Indiana. My husband has blessed me with a few days of absolute rest and relaxation, with no agendas, no schedules. Tax season is several weeks of working 7 days a week, many of them from the moment I wake until the moment I go to sleep, so this is such a welcome change from my regular routine. I made sure that a few days before we left I did the dreaded sandwiching of a quilt, so I could spend these relaxing hours hand quilting it. I tried a new method of basting I found on the internet, and it was a big fail, but I am making the best of it, and I am sure the 8 year old granddaughter who receives this quilt will not even realize a few puckers were not a part of the original plan. One of the first things I teach in the Quilting 101 class is to not worry about our quilts being absolutely perfect. We must do our best, but if we keep focusing on only the mistakes, and comparing ourselves to others, quilting becomes something we do not enjoy as much. We are always pointing out our mistakes to one another and comparing ourselves to those who may have more advanced skills, and we end up doubting our abilities, and not being satisfied with what we have accomplished. If your goal is to win ribbons for your quilts in shows, that is awesome – make sure you learn from the masters, prepare yourself to graciously accept constructive criticism, and use that advice to improve your skills. For those of us who do not share those ambitions – relax a bit, enjoy the process, do your best, keep learning, and most importantly, look for the best in your own work – not the worst!

May 2015

Volume 5. Issue 5

We also meet at the Fishers Public Library after most Guild Meetings for a “Sew and Chat” session. We go out to lunch at a local restaurant or bring a sack lunch to the library.

MAY BIRTHDAYS

We don't have any!!

(I checked the roster twice.)

I want to remind everyone that our May meeting will be at the Fishers Library – not our usual meeting location. We are finally going to enjoy the lesson we missed in January! Susie Cook will be showing us a fun way to use up our scraps, and create interesting blocks.

On Thursday, May 21st, from 12:30-3:30, at Always in Stitches in Noblesville, the new session of Quilting 101 – a basic quilting class, will begin. If you did not have the chance to sign up, and would like to attend, please email me your name and phone number at jsullfish@sbcglobal.net.

Our annual tag sale is Saturday, June 6th, also at Always in Stitches. This is our main fundraiser each year, and takes a lot of hands to be successful. Please contact Wanda VanSlyke to see how you can help. **THE MAY MEETING IS YOUR LAST CHANCE TO BRING ITEMS TO DONATE FOR THIS SALE** – please do a good purging of your stash, and donate items that will bless someone else, and have a greater chance of actually being made into a quilt. We all have fabric we loved when we bought it, but know we will never use – it is time to let it go! **PLEASE PRICE YOUR ITEMS** - \$2/yard of fabric (fat quarters -\$0.50); price tools and books to move – I know it is hard, but this is why we are so successful each year – we offer crazy prices, and our booth is always the most crowded!

I have some great news to announce – we have received official verification from the IRS that we are a 501(c) not for profit organization, which means that the donations you make to the Guild are tax deductible! As a tax preparer, this thrills me!! If you would like a receipt for your donations to Mudsock Quilters Guild, total up the fair market value (what we plan to sell the items for) of your donations, and see Lynn Hupp, our Treasurer, for a receipt. You are responsible for keeping this receipt for your taxes – we will not be able to duplicate it.

Well, Ladies – I am going to get back to enjoying my beautiful surroundings, my husband's wonderful company, and the awesome, relaxing power of a thimble on my finger, and a needle in my hand! I look forward to seeing you all at the Library for our May meeting!

Joanne

May 11th -- Susan Cook Workshop Fishers Public Library -- 9:30 -- 4:00

Susan Cook will be leading a workshop on string piecing and crazy quilt piecing. Supplies needed will include sewing machine, extension cord, iron, ironing surface (ironing board, towel or whatever), bag full of fabric scraps, scissors, thread (cream, beige, white, or grey), rotary cutter, cutting mat, square ruler for squaring up crazy quilt blocks, long ruler for trimming up pieced strips. For a nicer look to your project, try to choose fabrics that will blend and look nice together, not just a hodge-podge. Come to sew, be an observer, an ironing helper or just be with friends.

Bring a sack lunch or perhaps order a pizza. It should be a fun, creative day!

Photo Directory

If you have not had your pictured taken, please send Diane Peterson a "selfie" or a head shot to email: ddimpfl1@comcast.net. Thank you.

Mary Buvia Workshop -- August 10th, 2015 1:00 - 4:00 P.M

Understanding Thread Choices


This class is a complete guide to understanding Superior Thread styles and colors. Using your own sewing machine, participants try and experiment with "open thread bar" consisting of Superior's different types and colors of thread. This "open thread bar" includes popular Superior Threads of So Fine, Bottom Line, and Rainbows as well as specialty threads of Monopoly invisible thread, metallics, Glitter flat metallic thread, and Kimono #100 weight silk thread. Provided samples demonstrate using and suggestions of how to make proper thread choices. It is a "Try Before You Buy" opportunity experiment with Superior Threads and learn how to make proper choices of threads for specific sewing projects. Handouts will be available.

Registration will start at our April 13th meeting. Cost \$40 per person limited to 25 people, payable with registration.

Mary Buvia (Master Quilter) Bio:

Mary Buvia's quilting interests began eighteen years ago. She has been machine quilting for twelve of those years and teaching machine quilting and appliqué for ten years. Her original quilts have won over 50 awards in major competitions and have appeared in many publications and calendars including front and back covers of magazines, along with engagement and twelve-month calendars. Mary's work has been included in the book "500 Art Quilts," published by Lark Books in 2010. She received the 2011 Master Quilt Award, Best of Show Award, and Best Machine Quilting Award at the 2011 National Quilting Association Show in Columbus, Ohio and the "World of Beauty Award" at the Houston International Quilt. Mary will receive the 2015 Lifetime Achievement Award from the Indiana State Quilt Guild on July 16th at the Marion Public Library during the Quilters Hall of Fame Celebration 2015.

Submitted by Diane Peterson



One of Mary Buvia's Beautiful Quilts

Mark Your Calendars!! Important Upcoming Events

- May 11 Next Guild Meeting, 9:30 – 11:30 am - Fishers Public Library (continues until 4:00)
- May 18 Piecers Group, 1:00 – 4:00 pm, Always in Stitches, Marsha Baer, 409-9711, contact
- May 21 Quilting 101, 12:30 – 3:30 pm, Always in Stiches, Joanne Fishburn,
- May 26 Handwork Group, 1:00 – 4:00 pm, Always in Stitches, Pat Adams, 490-1155, contact

REMINDERS:

Please bring items for the Church's food pantry!

Bring your items for the Tag Sale!! We will offer them for sale to members at the meeting first.

Remember to wear your name tag to every guild meeting

Bad Weather Policy

If Hamilton Southeastern Schools are CLOSED due to weather – NO MQG Meeting

If Hamilton Southeastern Schools are Delayed – Meeting as Scheduled

Block of the Month

Each month a pattern and color scheme will be provided and ANYONE who wants to participate will have a chance to take home all the blocks! You can bring blocks any month, no advance sign up is required. **Please pin your name on your block** and place it on the design wall when you arrive at the meeting. We will use this pinned note for the drawing to determine the winner of ALL the blocks.

BOM can now be found listed on our website mudsockquiltersguild.org Check anytime you want to know what is coming up.

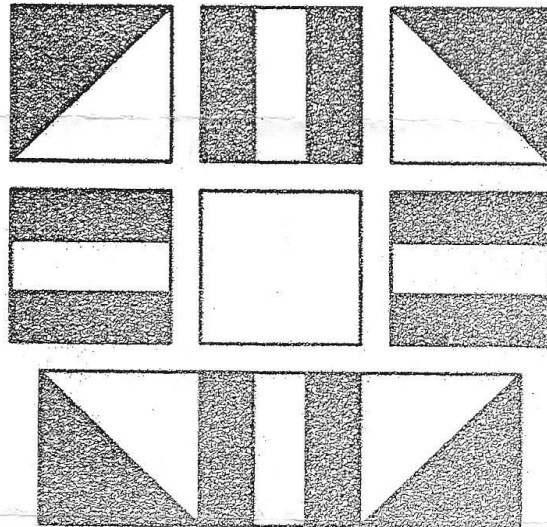
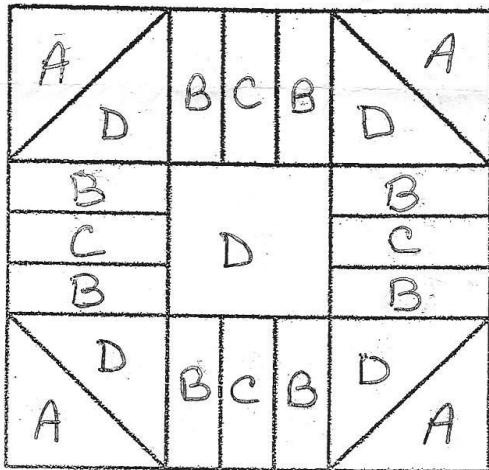
May - Block is a little harder.

Cut the following pieces:

- Fabric A - Cut two 4" squares of a light colored fabric, cut diagonally
- Fabric B - Cut eight 1.5" x 3.5" rectangles of a medium colored fabric
- Fabric C - Cut four 1.5" x 3.5" rectangles of a dark colored fabric
- Fabric D - Cut one 3.5" square of a focus fabric
- Fabric D - Cut two 4" squares of the focus fabric, cut diagonally

Use a 1/4" seam allowance. Refer to the diagram on sewing together the units. Each unit should be pressed and trimmed to 3.5". Assemble the units and complete the block. The unfinished block should measure 9.5".

Don't forget to put your block on the wall and drop your name into the basket for each block submitted, at the May meeting.





Quilt Expressions Quilt Shop – “Sew Modern”

Business Hours: NOW OPEN Monday - Friday 10–5, Saturday 10-3 Bring this ad for 20% off 1 non-sale notion, book, fabric (1 yd+) Note: 1 coupon per customer , per day, w/additional purchase please. 12514 Reynolds Drive, Fishers, IN 46038 QuiltExpressionslh@gmail.com

Advertisements for \$10 per month, MQG will publish ads for those who desire. Checks can be made out to Joanne Fishburn. You can mail or email your ad to me, the Editor, Lissa Shanahan.

Newsletter Editor

Lissa Shanahan

lissa.shanahan@gmail.com

747-7230